

Rubrics Global Fixed Income UCITS Fund (Class A USD)

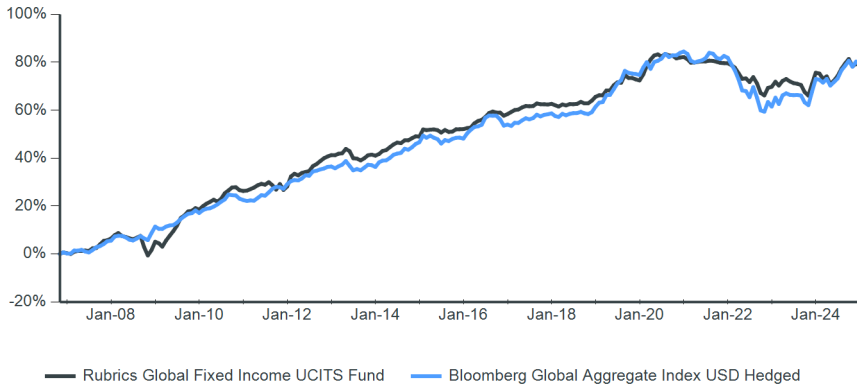
Objective

The Rubrics Global Fixed Income UCITS Fund (the "Fund") aims to maximise risk-adjusted returns by allocating across the fixed income investment universe based on a top-down macro analysis combined with a bottom-up approach to credit allocation. The investable universe includes government bonds, credit and a limited allocation to emerging markets debt.

Performance

Past performance is no guarantee of future returns. Source: Rubrics Asset Management and Bloomberg. All performance is calculated on a NAV-to-NAV basis and is as at the last business day of the month.

Cumulative performance since (01 November 2006)



Monthly performance since 2021

	J	F	M	A	M	J	J	A	S	O	N	D	Year	Primary Index
2021	-0.51	-0.79	0.04	0.16	0.09	-0.01	0.18	-0.06	-0.20	-0.26	-0.06	-0.01	-1.42	-1.39
2022	-0.47	-0.57	-1.31	-1.34	0.10	-0.88	1.21	-1.51	-2.34	-0.60	1.90	0.25	-5.49	-11.22
2023	1.25	-0.94	1.15	0.45	-0.58	-0.41	-0.16	-0.30	-1.73	-0.88	2.92	2.75	3.46	7.15
2024	-0.19	-1.25	0.60	-1.85	0.88	1.11	1.70	1.26	1.02	-1.73	0.75	-0.69	1.53	3.40

Net performance

	1 month	3 months	6 months	1 year	3 years*	5 years*	10 years*	Since launch*
Fund	-0.69%	-1.68%	2.29%	1.53%	-0.24%	0.68%	1.82%	3.24%
Primary Index	-0.77%	-0.95%	3.26%	3.40%	-0.55%	0.48%	2.01%	3.26%

* Annualised returns are period returns re-scaled to a period of 1 year

Rolling 12-month performance to most recent quarter end (31 December 2024)

	Q4 2023 - Q4 2024	Q4 2022 - Q4 2023	Q4 2021 - Q4 2022	Q4 2020 - Q4 2021	Q4 2019 - Q4 2020
Fund	1.53%	3.46%	-5.49%	-1.42%	5.68%
Primary Index	3.40%	7.15%	-11.22%	-1.39%	5.58%

Risk factors you should consider before investing

The value of investments and any income derived are subject to market and exchange rate movements and may fall as well as rise. Investors may not get back the full amount invested. Investing in investment funds is subject to market risks. Past performance results are no indication of future results. Past performance results over periods of less than twelve months are an especially unreliable indicator for future returns due to the short comparison period. Any subscription fees charged by intermediaries are not included in the performance figures. All figures and information are given without any warranty and errors are reserved. Details of the fees and expenses payable to the Fund's services providers and advisors are set out in the relevant supplements to the Fund prospectus.

** Minimum investments and fees may vary according to currency and share class



Morningstar Ratings™ as at November 2024

Fund facts

Entity name	Rubrics Global UCITS Funds PLC
Inception date	01 November 2006
Index	Bloomberg Global Aggregate Index USD Hedged
Minimum investment (USD)	1,000,000
Subscription	Daily
Redemption	Daily
Other available currencies	CHF, EUR, GBP

Key data †

Fund assets (USD)	\$163 million
NAV (USD)	178.3300
Total return since inception	78.33%
Annualised return since inception	3.24%
Annualised standard deviation	2.68%
Number of securities	24
Average coupon	2.76%
Average duration (years)	4.10
Average yield to maturity	4.32%
Average portfolio credit rating	AA
Portfolio ESG rating (MSCI)	A

Fees**

Management fee	0.70%
Performance fee	None

Fund codes

ISIN	IE00B1FQCD60
SEDOL	B1FQCD6
Bloomberg	RUBGFIA

** Minimum investments and fees may vary according to currency and share class

† The values stated are calculated based on the fund inception date as of 01/11/2006

Rubrics Global Fixed Income UCITS Fund (Class A USD)

Fund commentary

The Fund delivered a negative return in December as markets retreated, reversing November's Trump-driven rally. This performance was primarily impacted by a hawkish FOMC meeting, which drove yields higher, particularly in the intermediate and long segments of the curve. Government bond exposure was the main detractor to performance, while credit exposure was also a minor detractor. The aggregate level of duration in the Fund was maintained at 4.1 yrs while credit exposure was also unchanged.

Economic data released in the US in December was generally robust. Of note, third quarter GDP was revised up from 2.8% to 3.1% and nonfarm payrolls rose to 227,000 following a much disrupted October reading. Furthermore, inflation remained elevated with headline CPI rising from 2.6% to 2.7% and core PCE remaining above target at 2.8%. Accompanying these data prints came December's FOMC meeting. Despite a 25bp rate cut, the market outcome was decidedly negative as Chair Powell focused on inflationary concerns and the updated dot-plot halved the number of expected cuts in 2025, to two. Consequently, yields rose across the curve, though the front end fared better. 2-year, 10-year, and 30-year Treasury yields climbed by 9bps, 40bps, and 42bps, respectively. Though the market expects more aggressive easing in Europe in 2025 following the ECB's 25bp rate cut in December to match the Fed's 100bp of cuts in 2024, Bund yields weren't impervious to the US-driven sell-off. 10-year Bund yields rose by 28bps to end the year at 2.37%. Meanwhile, ongoing political drama in France saw 10-year OAT yields rise by 30bps to 3.2%. Stubborn inflation and weakening economic data since Labour's election victory has led to something of a headache for rate-setters in the UK. A split decision to leave rates unchanged in December led to an underperformance of Gilts versus Bunds, with the 10-year rising by 33bps to 4.57%. Driven by rates volatility US credit spreads widened in December, led by the HY market, and European spreads outperformed.

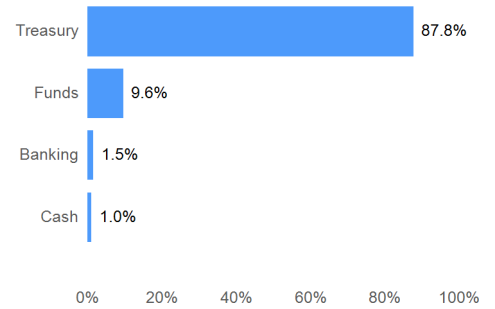
Market commentary

2024 ended on a subdued note as the initial optimism following Donald Trump's election victory, which had propelled financial markets to positive returns in November, dissipated. The US Federal Reserve delivered a hawkish rate cut, and political volatility surged globally. Government bond yields rose significantly, major equity indices declined, and US credit spreads widened. With the resolution of US political uncertainty after November's election, market attention shifted to the December FOMC meeting. The Federal Reserve implemented an anticipated 25bp rate cut, marking a cumulative 100bp reduction in the Fed Funds Rate for 2024. However, Chair Powell tempered market expectations for a continuation of this trend in 2025, citing renewed inflation concerns. He remarked that the bank's year-end inflation outlook had "kind of fallen apart." The updated dot plot revealed that the median policymaker anticipated only two rate cuts in 2025, a marked reduction from the four projected in September. December's economic data reinforced market concerns about the limited scope for future rate cuts. The third GDP estimate was revised upwards from 2.8% to 3.1%, driven by robust consumer spending and strong export performance, underscoring the economy's resilience. The ISM manufacturing index exceeded expectations, rising nearly two points, though the services PMI slowed to 52.1, its weakest expansion in three months, down from 56 in the prior month. Labour market data showed nonfarm payrolls increased by 227,000 in November, rebounding from storm- and strike-related disruptions in October. The unemployment rate edged up to 4.2%. Inflation data revealed modest month-over-month increases, with CPI rising from 2.6% to 2.7%, while core CPI remained stable at 3.3%. Similarly, the Fed's preferred inflation measure, PCE, climbed to 2.4%, with Core PCE unchanged at 2.8%. Europe's political landscape was dominated by developments in France, where Prime Minister Michel Barnier forced through a budget without a parliamentary vote, only to lose a subsequent no-confidence vote. Moody's downgraded France's sovereign rating in an unscheduled but anticipated move, and the yield on 10-year French government bonds rose to match that of Greece. In Germany, as expected, the government collapsed following a no-confidence vote, with elections scheduled for February. Meanwhile, the European Central Bank cut interest rates for the third consecutive meeting, mirroring the US with a total of 100bps in reductions for 2024. However, unlike the Fed, traders in Europe expect rate cuts to continue into 2025. As markets transition into 2025, attention will remain focused on the economic and political implications of Trump's presidency, the Federal Reserve's ability to balance inflation management with labour market support, and whether global political volatility will escalate further from the turbulence of 2024.

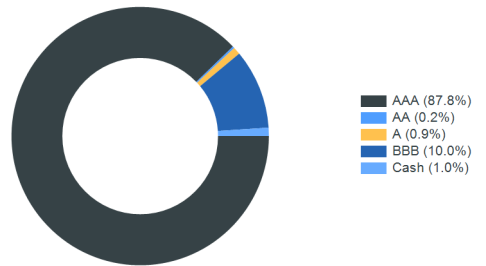
Top five securities

Issue	ISIN	Weight	Next Call Date
T 3 5/8 08/31/29	US91282CLK52	15.9%	
T 4 02/29/28	US91282CGP05	12.4%	
DBR 2.2 02/15/34	DE000BU2Z023	9.3%	
T 3 5/8 05/31/28	US91282CHE49	9.1%	
T 3 5/8 03/31/28	US91282CGT27	7.6%	

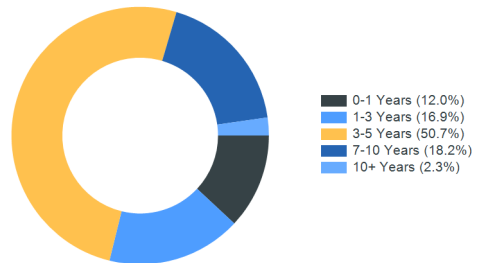
Sector allocation*



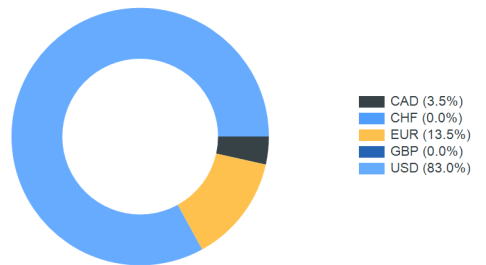
Ratings allocation*



Duration allocation*



Currency allocation excluding hedging*



*Totals may not equal 100% due to rounding

Rubrics Global Fixed Income UCITS Fund (Class A USD)

Important information

Rubrics Global UCITS Funds Plc is a variable capital umbrella investment company with segregated liability between sub-funds; incorporated with limited liability in Ireland under the Companies Acts 2014 with registration number 426263; and authorised by the Central Bank of Ireland pursuant to the European Communities (Undertakings for Collective Investment in Transferable Securities) Regulations 2011, as amended). This document is for information only and does not constitute an offer or solicitation to deal, whether directly or indirectly, in any particular fund. Nothing in this document should be taken as an expressed or implied indication, representation, warranty or guarantee of performance whether in respect of income or capital growth. No warranty or representation is given as to the accuracy or completeness of this document and no liability is accepted for any errors or omissions that the document may contain. The Key Information Documents ("KIDs") are available at <https://fondsfinder.universal-investment.com/en>. The prospectus (including supplements) for Rubrics Global UCITS Funds Plc are available at www.rubricsam.com. The management company of Rubrics Global UCITS Funds Plc is Universal-Investment Ireland Fund Management Limited (the "Management Company"). The Management Company was incorporated in Ireland as a private limited company on 8 August 1994 with registered number 220548. The investment manager of Rubrics Global UCITS Funds Plc is Rubrics Asset Management (Ireland) Limited (the "Investment Manager"). The Investment Manager is a private company registered in Ireland (reference number:613956) and regulated by the Central Bank of Ireland in the conduct of financial services (reference number:C173854). Details about the extent of its authorisation and regulation is available on request. Rubrics Asset Management (UK) Limited is an appointed representative of Laven Advisors LLP, which is authorised and regulated by the Financial Conduct Authority of the United Kingdom (Reference number: 447282). Laven Advisors LLP is not authorised to promote products to retail clients, all communications originating from either Laven Advisors LLP or Rubrics Asset Management (UK) Limited is therefore intended for professionals and eligible counterparties only. Data Source: © 2024 Morningstar. All Rights Reserved. The information contained herein: (1) is proprietary to Morningstar and/or its content providers; (2) may not be copied or distributed; and (3) is not warranted to be accurate, complete or timely. Neither Morningstar nor its content providers are responsible for any damages or losses arising from any use of this information. www.morningstar.co.uk. For South African investors: In the Republic of South Africa this fund is registered with the Financial Sector Conduct Authority and may be distributed to members of the public. In addition to the other information and warnings in this document, the Financial Sector Conduct Authority of South Africa requires us to tell South African recipients of this document that collective investment schemes are generally medium to long-term investments, collective investment schemes are traded at ruling prices and can engage in borrowing and scrip lending and that a schedule of fees and charges and maximum commissions is available on request from the manager. Because foreign securities are included in the investments within this collective investment scheme, we are also required to disclose to you that there may be additional risks that arise because of events in different jurisdictions: these may include, but are not limited to potential constraints on liquidity and the repatriation of funds; macroeconomic risks; political risks; foreign exchange risks; tax risks; settlement risks and potential limitations on the availability of market information. Additional Information for Switzerland: The prospectus and the Key Investor Information Documents for Switzerland, the articles of association, the annual and semi-annual report in French, and further information can be obtained free of charge from the representative in Switzerland: The representative in Switzerland is REYL & Cie Ltd, Rue du Rhône 4, 1204 Geneva. The prospectus, the Key Information Document, the articles of association as well as the annual and semi-annual reports may be obtained free of charge from the representative. Current share prices are available on www.fundinfo.com. The paying agent in Switzerland is Banque Cantonale De Geneve, Quai de l'Île 17, 1204 Geneva. The last share prices can be found on www.fundinfo.com. For the shares of the Funds distributed to non-qualified investors in and from Switzerland and for the shares of the Funds distributed to qualified investors in Switzerland, the place of performance is Geneva. MSCI ESG Research LLC's ("MSCI ESG") Fund Metrics and Ratings (the "Information") provide environmental, social and governance data with respect to underlying securities within more than 31,000 multi-asset class Mutual Funds and ETFs globally. MSCI ESG is a Registered Investment Adviser under the Investment Advisers Act of 1940. MSCI ESG materials have not been submitted to, nor received approval from, the US SEC or any other regulatory body. None of the Information constitutes an offer to buy or sell, or a promotion or recommendation of, any security, financial instrument or product or trading strategy, nor should it be taken as an indication or guarantee of any future performance, analysis, forecast or prediction. None of the Information can be used to determine which securities to buy or sell or when to buy or sell them. The Information is provided "as is" and the user of the Information assumes the entire risk of any use it may make or permit to be made of the Information. The Management Company reserves the right to terminate the arrangements made for the marketing of this product in any EEA jurisdiction in accordance with the UCITS Directive.