

# Rubrics Global Fixed Income UCITS Fund (Class A USD)

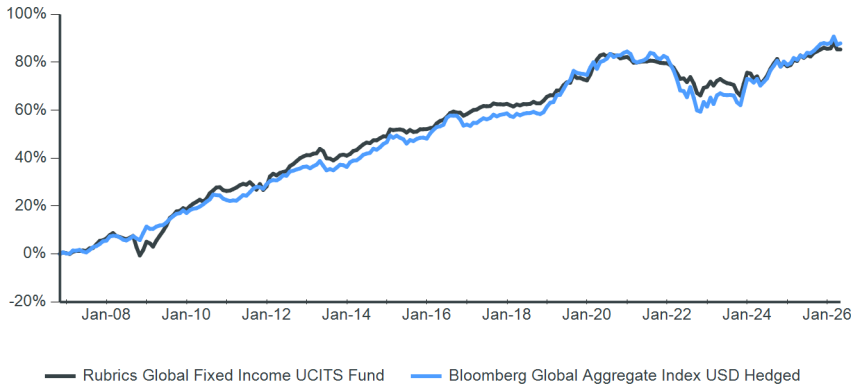
## Objective

The Rubrics Global Fixed Income UCITS Fund (the "Fund") aims to maximise risk-adjusted returns by allocating across the fixed income investment universe based on a top-down macro analysis combined with a bottom-up approach to credit allocation. The investable universe includes government bonds, credit and a limited allocation to emerging markets debt.

## Performance

Past performance is no guarantee of future returns. Source: Rubrics Asset Management and Bloomberg. All performance is calculated on a NAV-to-NAV basis and is as at the last business day of the month.

## Cumulative performance since (01 November 2006)



## Monthly performance since 2023

	J	F	M	A	M	J	J	A	S	O	N	D	Year	Primary Index
2023	1.25	-0.94	1.15	0.45	-0.58	-0.41	-0.16	-0.30	-1.73	-0.88	2.92	2.75	3.46	7.15
2024	-0.19	-1.25	0.60	-1.85	0.88	1.11	1.70	1.26	1.02	-1.73	0.75	-0.69	1.53	3.40
2025	0.31	1.13	-0.18	1.27	-0.55	0.63	-0.31	0.82	0.35	0.42	0.39	-0.25	4.08	4.86
2026	0.11	1.24	-1.45	-0.03									-0.14	0.15

## Net performance

	YTD	1 year	3 years*	5 years*	10 years*	Since launch*
Fund	-0.14%	1.36%	2.32%	0.56%	1.77%	3.21%
Primary Index	0.15%	2.79%	3.99%	0.82%	2.06%	3.29%

Annualised returns are period returns re-scaled to a period of 1 year  
Actual annual figures are available to the investor on request  
Individual investor performance may differ as a result of initial fees, the actual investment date, the date of reinvestment and dividend withholding tax  
The manager does not provide any guarantee either with respect to the capital or the return of a portfolio

## Rolling 12-month performance to most recent quarter end (31 March 2026)

	Q1 2025 - Q1 2026	Q1 2024 - Q1 2025	Q1 2023 - Q1 2024	Q1 2022 - Q1 2023	Q1 2021 - Q1 2022
Fund	2.68%	3.70%	1.10%	-1.83%	-2.48%
Primary Index	3.49%	4.59%	4.14%	-3.86%	-3.92%

## Risk factors you should consider before investing

The value of investments and any income derived are subject to market and exchange rate movements and may fall as well as rise. Investors may not get back the full amount invested. Investing in investment funds is subject to market risks. Past performance results are no indication of future results. Past performance results over periods of less than twelve months are an especially unreliable indicator for future returns due to the short comparison period. Any subscription fees charged by intermediaries are not included in the performance figures. All figures and information are given without any warranty and errors are reserved. Details of the fees and expenses payable to the Fund's services providers and advisors are set out in the relevant supplements to the Fund prospectus.

\*\* Minimum investments and fees may vary according to currency and share class

## Fund facts

Entity name	Rubrics Global UCITS Funds PLC
Inception date	01 November 2006
Index	Bloomberg Global Aggregate Index USD Hedged
Minimum investment (USD)	1,000,000
Subscription	Daily
Redemption	Daily
Other available currencies	CHF, EUR, GBP

## Key data †

Fund assets (USD)	\$159 million
NAV (USD)	185.3500
Total return since inception	85.35%
Annualised return since inception	3.21%
Annualised standard deviation	2.65%
Number of securities	25
Average coupon	3.23%
Average duration (years)	5.03
Average yield to maturity	4.31%
Average portfolio credit rating	AA
Portfolio ESG rating	A

## Fees\*\*

Management fee	0.70%
Performance fee	None

## Fund codes

ISIN	IE00B1FQCD60
SEDOL	B1FQCD6
Bloomberg	RUBGFIA

\*\* Minimum investments and fees may vary according to currency and share class

† The values stated are calculated based on the fund inception date as of 01/11/2006

# Rubrics Global Fixed Income UCITS Fund (Class A USD)

## Fund commentary

The Fund delivered a negative return over the month. The portfolio retained its developed-market sovereign profile, with 90% in DM government bonds, around 9% credit exposure, and weighted-average duration of 5.0 years, in line with end-March. UST and Bund holdings remain concentrated in the 5- to 10-year part of the curve. The market commentary covers the FOMC, ECB, BoE and BoJ decisions in detail. Curve-shape effects from the back-end sell-off were the principal driver of attribution; carry from the intermediate UST and Bund book provided a partial offset.

## Market commentary

The war between Iran and the US-Israel coalition dominated April. Spot WTI began the month near \$102 per barrel, peaked at \$115 on 7 April, and fell to \$86 on 17 April after Iran's foreign minister declared the Strait of Hormuz fully open to commercial traffic. The relief proved short-lived. The US Navy seized an Iranian-flagged cargo ship in the Gulf of Oman late in the third week, Iran reimposed restrictions on transit, and WTI closed the month at \$109. The 8 April ceasefire announced between Tehran and Washington held only on paper. Supply through the strait remained well below pre-war levels through the month. The UAE announced its withdrawal from OPEC late in April. US Treasuries sold off across the curve. The 2-year yield rose 9bps to 3.88%, the 10-year added 10bps to 4.40%, and the 30-year ended 10bps higher at 4.98%. The 10-year Bund yield ended 2bps higher at 3.09%. Gilts followed the US move higher on inflation concerns. Credit shrugged off the geopolitical noise: US investment grade spreads tightened 9bps to 81bps and US high yield spreads compressed 45bps to 283bps. Primary issuance windows remained open and corporates pushed jumbo deals through, with AI and data centre supply continuing to anchor IG calendars.

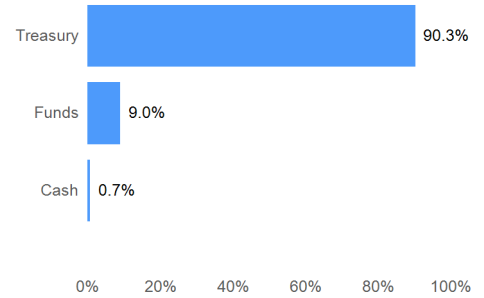
The Federal Reserve held the funds rate target at 3.50 to 3.75% on 29 April, and the 8-4 vote marked the largest dissent block since October 1992. Three members objected to language signalling further cuts; one voted to cut by 25bps. The post-meeting statement noted that inflation is elevated, in part reflecting the recent increase in global energy prices, and flagged Middle East developments as a source of high uncertainty about the economic outlook. Powell confirmed that this was likely his final meeting as chair; his term ends 15 May, with Kevin Warsh nominated to succeed him. Powell will remain on the Board of Governors for a period yet to be determined. US data released in April carried a hawkish tilt. Nonfarm payrolls for March rose 178k, unemployment ticked down to 4.3% from 4.4%, and the Q1 GDP advance came in at 2.0% annualised. March headline CPI rose 0.9% m/m and 3.3% y/y. Core CPI rose 0.2% m/m and 2.6% y/y. Retail sales jumped 1.7% m/m. The 30 April BEA Personal Income and Outlays release showed headline PCE at 3.5% y/y and core PCE at 3.2% y/y, both in line with consensus. The Bank of England held Bank Rate at 3.75% on 30 April. The MPC voted 8-1, with one member voting to raise by 25bps. UK March CPI rose to 3.3% y/y from 3.0%, with motor fuel prices the largest contributor. The MPC said CPI was projected to be 3.1% in Q2, 3.3% in Q3, and rise further in Q4. UK Q1 GDP, on Bank staff estimates, was tracking 0.1 to 0.2%.

The European Central Bank held the deposit rate at 2.00% on 30 April. Lagarde said the decision was unanimous though the Governing Council debated a possible hike. The Council described upside risks to inflation and downside risks to growth as intensified. Eurozone April flash CPI rose to 3.0% from 2.6% in March, with energy inflation jumping to 10.9% from 5.1%. Core inflation eased to 2.2% from 2.3%. Eurozone Q1 GDP came in at 0.1% q/q, against the 0.3% the ECB had projected. The Bank of Japan held the policy rate at 0.75% on 28 April, with three members dissenting in favour of a hike to 1.00%. The BoJ raised its FY2026 core inflation forecast to 2.8% from 1.9% and cut the FY2026 growth forecast to 0.5% from 1.0%. The 10-year JGB yield touched 2.50% at month-end, the highest since 1997.

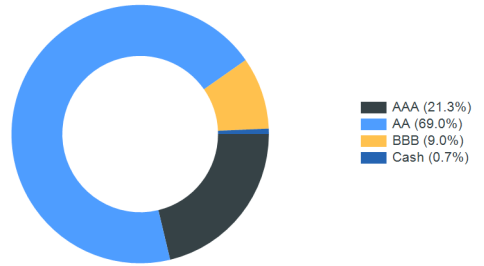
## Top five securities

Issue	ISIN	Weight	Next Call Date
T 3 5/8 08/31/29	US91282CLK52	16.6%	
DBR 2.2 02/15/34	DE000BU2Z023	10.1%	
T 3 5/8 05/31/28	US91282CHE49	8.9%	
T 3 5/8 03/31/28	US91282CGT27	7.9%	
T 4 02/29/28	US91282CGP05	7.8%	

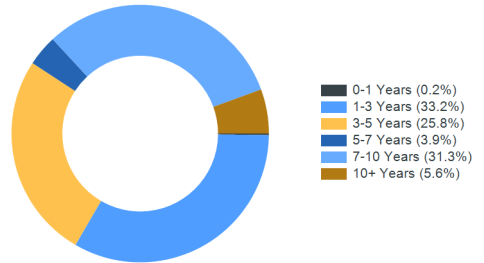
## Sector allocation\*



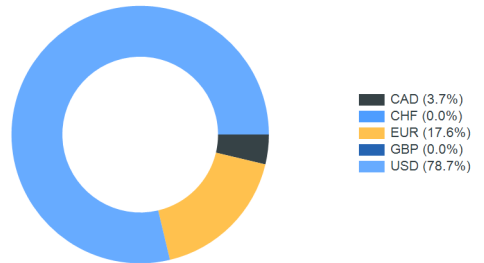
## Ratings allocation\*



## Duration allocation\*



## Currency allocation excluding hedging\*



\*Totals may not equal 100% due to rounding

# Rubrics Global Fixed Income UCITS Fund (Class A USD)

## Important information

Rubrics Global UCITS Funds Plc is a variable capital umbrella investment company with segregated liability between sub-funds; incorporated with limited liability in Ireland under the Companies Acts 2014 with registration number 426263; and authorised by the Central Bank of Ireland pursuant to the European Communities (Undertakings for Collective Investment in Transferable Securities) Regulations 2011, as amended). This document is for information only and does not constitute an offer or solicitation to deal, whether directly or indirectly, in any particular fund. Nothing in this document should be taken as an expressed or implied indication, representation, warranty or guarantee of performance whether in respect of income or capital growth. No warranty or representation is given as to the accuracy or completeness of this document and no liability is accepted for any errors or omissions that the document may contain. The Key Information Documents ("KIDs") are available at <https://fondsfinder.universal-investment.com/en>. The prospectus (including supplements) for Rubrics Global UCITS Funds Plc are available at [www.rubricsam.com](http://www.rubricsam.com). The management company of Rubrics Global UCITS Funds Plc is Universal-Investment Ireland Fund Management Limited (the "Management Company"). The Management Company was incorporated in Ireland as a private limited company on 8 August 1994 with registered number 220548. The investment manager of Rubrics Global UCITS Funds Plc is Rubrics Asset Management (Ireland) Limited (the "Investment Manager"). The Investment Manager is a private company registered in Ireland (reference number:613956) and regulated by the Central Bank of Ireland in the conduct of financial services (reference number:C173854). Details about the extent of its authorisation and regulation is available on request. Rubrics Asset Management (UK) Limited is an appointed representative of Laven Advisors LLP, which is authorised and regulated by the Financial Conduct Authority of the United Kingdom (Reference number: 447282). Laven Advisors LLP is not authorised to promote products to retail clients, all communications originating from either Laven Advisors LLP or Rubrics Asset Management (UK) Limited is therefore intended for professionals and eligible counterparties only. Data Source: © 2024 Morningstar. All Rights Reserved. The information contained herein: (1) is proprietary to Morningstar and/or its content providers; (2) may not be copied or distributed; and (3) is not warranted to be accurate, complete or timely. Neither Morningstar nor its content providers are responsible for any damages or losses arising from any use of this information. [www.morningstar.co.uk](http://www.morningstar.co.uk). For South African investors: In the Republic of South Africa this fund is registered with the Financial Sector Conduct Authority and may be distributed to members of the public. In addition to the other information and warnings in this document, the Financial Sector Conduct Authority of South Africa requires us to tell South African recipients of this document that collective investment schemes are generally medium to long-term investments, collective investment schemes are traded at ruling prices and can engage in borrowing and scrip lending and that a schedule of fees and charges and maximum commissions is available on request from the manager. Because foreign securities are included in the investments within this collective investment scheme, we are also required to disclose to you that there may be additional risks that arise because of events in different jurisdictions: these may include, but are not limited to potential constraints on liquidity and the repatriation of funds; macroeconomic risks; political risks; foreign exchange risks; tax risks; settlement risks and potential limitations on the availability of market information. Additional Information for Switzerland: The prospectus and the Key Investor Information Documents for Switzerland, the articles of association, the annual and semi-annual report in French, and further information can be obtained free of charge from the representative in Switzerland: The representative in Switzerland is REYL & Cie Ltd, Rue du Rhône 4, 1204 Geneva. The prospectus, the Key Information Document, the articles of association as well as the annual and semi-annual reports may be obtained free of charge from the representative. Current share prices are available on [www.fundinfo.com](http://www.fundinfo.com). The paying agent in Switzerland is Banque Cantonale De Geneve, Quai de l'Île 17, 1204 Geneva. The last share prices can be found on [www.fundinfo.com](http://www.fundinfo.com). For the shares of the Funds distributed to non-qualified investors in and from Switzerland and for the shares of the Funds distributed to qualified investors in Switzerland, the place of performance is Geneva. MSCI ESG Research LLC's ("MSCI ESG") Fund Metrics and Ratings (the "Information") provide environmental, social and governance data with respect to underlying securities within more than 31,000 multi-asset class Mutual Funds and ETFs globally. MSCI ESG is a Registered Investment Adviser under the Investment Advisers Act of 1940. MSCI ESG materials have not been submitted to, nor received approval from, the US SEC or any other regulatory body. None of the Information constitutes an offer to buy or sell, or a promotion or recommendation of, any security, financial instrument or product or trading strategy, nor should it be taken as an indication or guarantee of any future performance, analysis, forecast or prediction. None of the Information can be used to determine which securities to buy or sell or when to buy or sell them. The Information is provided "as is" and the user of the Information assumes the entire risk of any use it may make or permit to be made of the Information. The Management Company reserves the right to terminate the arrangements made for the marketing of this product in any EEA jurisdiction in accordance with the UCITS Directive. This is a Section 65 approved fund under the Collective Investment Schemes Control Act 45, 2002 (CISCA). Boutique Collective Investments (RF) (Pty) Ltd is the South African Representative Office for this fund. Boutique Collective Investments (RF) (Pty) Ltd is registered and approved under the Collective Investment Schemes Control Act (No.45 of 2002).