

Rubrics Global Credit UCITS Fund (Class H CHF)

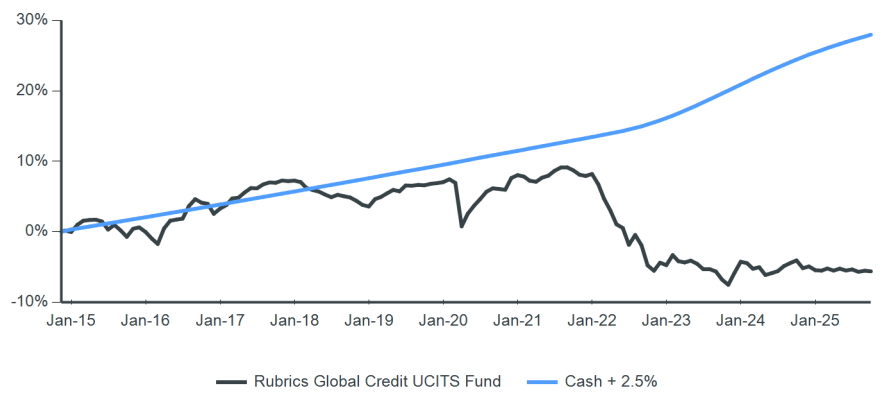
Objective

The Rubrics Global Credit UCITS Fund (the "Fund") invests in a diversified, global portfolio of high-quality credits. The Fund pursues a total return, non-benchmarked strategy with a strong capital preservation emphasis. We maintain a low-duration portfolio bias, usually around three years. Our target return is equal to cash plus 2.5% over the medium term.

Performance

This share class was launched on 13/11/14. The base performance is calculated on a NAV-to-NAV basis and is as at the last business day of the month. Past performance is no guarantee of future returns. Source: Rubrics Asset Management and Bloomberg.

Cumulative performance since (13 November 2014)



Monthly performance since 2022

	J	F	M	A	M	J	J	A	S	O	N	D	Year	Primary Index
2022	-1.36	-1.90	-1.60	-1.90	-0.52	-2.38	1.43	-1.48	-2.91	-0.80	1.22	-0.37	-11.96	2.38
2023	1.50	-0.90	-0.18	0.27	-0.47	-0.80	0.01	-0.36	-1.21	-0.80	1.81	1.70	0.51	4.08
2024	-0.21	-0.83	0.24	-1.17	0.28	0.30	0.77	0.45	0.38	-1.15	0.26	-0.56	-1.25	3.79
2025	-0.06	0.32	-0.31	0.29	-0.28	0.16	-0.36	0.17	-0.09				-0.17	2.00

Net performance

	1 month	3 months	6 months	1 year	3 years*	5 years*	10 years*	Since launch*
Fund	-0.09%	-0.29%	-0.11%	-1.61%	-0.30%	-2.31%	-0.50%	-0.53%
Primary Index	0.20%	0.61%	1.28%	2.84%	3.55%	2.88%	2.33%	2.29%

* Annualised returns are period returns re-scaled to a period of 1 year

Rolling 12-month performance to most recent quarter end (30 September 2025)

	Q3 2024 - Q3 2025	Q3 2023 - Q3 2024	Q3 2022 - Q3 2023	Q3 2021 - Q3 2022	Q3 2020 - Q3 2021
Fund	-1.61%	2.91%	-2.11%	-12.42%	2.50%
Primary Index	2.84%	4.03%	3.80%	2.02%	1.75%

Risk factors you should consider before investing

The value of investments and any income derived are subject to market and exchange rate movements and may fall as well as rise. Investors may not get back the full amount invested. Investing in investment funds is subject to market risks. Past performance results are no indication of future results. Past performance results over periods of less than twelve months are an especially unreliable indicator for future returns due to the short comparison period. Any subscription fees charged by intermediaries are not included in the performance figures. All figures and information are given without any warranty and errors are reserved. Details of the fees and expenses payable to the Fund's services providers and advisors are set out in the relevant supplements to the Fund prospectus.

** Minimum investments and fees may vary according to currency and share class

Fund facts

Entity name	Rubrics Global UCITS Funds PLC
Inception date	13 November 2014
Index	Cash + 2.5%
Minimum investment (CHF)	500
Subscription	Daily
Redemption	Daily
Other available currencies	EUR, GBP, USD

Key data †

Fund assets (USD)	\$198 million
NAV (CHF)	9.4376
Total return since inception	-5.62%
Annualised return since inception	-0.53%
Annualised standard deviation	1.88%
Number of securities	119
Average coupon	3.44%
Average duration (years)	2.31
Average yield to maturity	4.36%
Average portfolio credit rating	
Portfolio ESG rating (MSCI)	A

Fees**

Management fee	1.20%
Performance fee	None

Fund codes

ISIN	IE00BHCR9552
SEDOL	BHCR955
Bloomberg	RUBRGCH

** Minimum investments and fees may vary according to currency and share class

† The values stated are calculated based on the fund inception date as of 13/11/2014

Rubrics Global Credit UCITS Fund (Class H CHF)

Fund commentary

Credit spreads fell to multi-decade tight in September while falling Treasury yields further supported returns in credit products, in particular US assets. Higher beta sectors performed well but generally underperformed lower beta, more interest rate sensitive assets.

The Fund generated a positive return in the month. The U.S. automotive sector has been hit hard by the combination of higher interest rates, elevated tariffs, and deteriorating conditions among lower-income consumers. September brought several notable warning signs: CarMax, the country's largest used-car retailer, saw its stock plunge after reporting weak sales and profits; Tricolor, a subprime auto lender and dealer, filed for bankruptcy amid allegations of fraud; and auto-parts supplier First Brands Group filed for Chapter 11, sending its loans sharply lower. In contrast, credit markets also showed signs of resilience. Oracle raised \$18bn in the second-largest corporate deal of the year as the company increased spending to keep pace with the AI boom. With its equity value having nearly doubled year-to-date, creditors welcomed the new issuance, which drew peak demand of more than \$88bn. Other notable developments in September included Kraft Heinz's decision to split into two separate companies, effectively unwinding the decade-old merger that created the group. Meanwhile, the largest leveraged buyout in history — a \$55bn acquisition of Electronic Arts, including a \$20bn debt commitment — pushed the company's bonds higher on expectations that a change-of-control covenant would be triggered.

Market commentary

September data signaled a cooling labor market and persistent but easing inflation. Nonfarm payrolls rose just 22,000, and unemployment climbed to 4.3%, the highest since 2021. Revisions showed June employment contracted for the first time since 2020. Job openings and hiring declined, though layoffs remained low. Inflation was mixed: headline CPI rose 0.4% MoM, while core CPI held at 3.1% YoY, with underlying measures showing easing pressures, especially in core goods. Core PCE stayed at 2.9%. Consumer sentiment and confidence dropped to multi-month lows, weighed down by job concerns and sticky inflation expectations. Despite this, retail sales and personal spending remained firm, prompting a Q2 GDP revision to 3.8% annualized—its strongest pace in nearly two years.

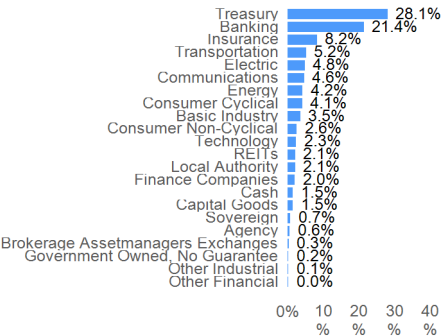
In response, the Federal Reserve cut rates by 25bps to 4–4.25%, with one dissent favoring a larger cut—Stephen Miran, recently confirmed. The Fed signaled caution, projecting two more cuts this year, though some members opposed further easing. Independence concerns lingered amid legal challenges to board appointments and political pressure. On trade, the U.S. imposed tariffs on pharmaceuticals, trucks, and furniture, while exempting gold, tungsten, and uranium. EU auto tariffs were lowered to 15% under a new deal. A \$100,000 H-1B visa fee drew legal challenges.

Eurozone inflation rose to 2.1%, with core steady at 2.3%. The ECB held rates at 2%, stressing data dependence. Private sector growth hit a 16-month high, though German manufacturing stayed weak. Italy and Spain saw rating upgrades, while France faced political instability and two downgrades. In the UK, GDP was flat, employment fell slightly, and inflation held at 3.8%. The BoE kept rates at 4%, slowed QT, and adjusted bond sales to reduce volatility. Japan maintained rates at 0.5%, signaled ETF reductions, and hinted at hikes amid sticky inflation and political change. Canada's labor market weakened, supporting a 25bp BoC cut to 2.5%. Australia's GDP beat forecasts, home prices rose again, and the RBA held rates at 3.6%, citing persistent inflation and a tight labor market.

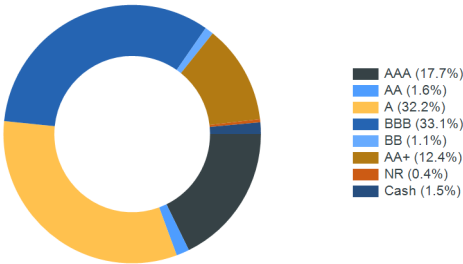
Top five securities

Issue	ISIN	Weight	Next Call Date
T 4 01/31/29	US91282CJW29	9.6%	
OBL 2.1 04/12/29	DE000BU25026	8.7%	
DBR 2.2 02/15/34	DE000BU22023	6.7%	
PHNXLN 5 3/8 07/06/27	XS1639849204	2.1%	
PLD 3 06/02/26	XS1072516690	1.9%	

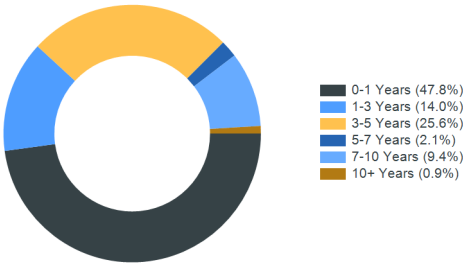
Sector allocation*



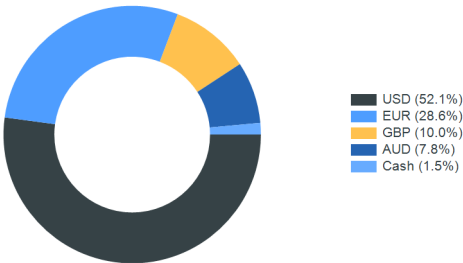
Ratings allocation*



Duration allocation*



Currency allocation*



*Totals may not equal 100% due to rounding

Rubrics Global Credit UCITS Fund (Class H CHF)

Important information

Rubrics Global UCITS Funds Plc is a variable capital umbrella investment company with segregated liability between sub-funds; incorporated with limited liability in Ireland under the Companies Acts 2014 with registration number 426263; and authorised by the Central Bank of Ireland pursuant to the European Communities (Undertakings for Collective Investment in Transferable Securities) Regulations 2011, as amended. This document is for information only and does not constitute an offer or solicitation to deal, whether directly or indirectly, in any particular fund. Nothing in this document should be taken as an expressed or implied indication, representation, warranty or guarantee of performance whether in respect of income or capital growth. No warranty or representation is given as to the accuracy or completeness of this document and no liability is accepted for any errors or omissions that the document may contain. The Key Information Documents ("KIDs") are available at <https://fondsfinder.universal-investment.com/en>. The prospectus (including supplements) for Rubrics Global UCITS Funds Plc are available at www.rubricsam.com. The management company of Rubrics Global UCITS Funds Plc is Universal-Investment Ireland Fund Management Limited (the "Management Company"). The Management Company was incorporated in Ireland as a private limited company on 8 August 1994 with registered number 220548. The investment manager of Rubrics Global UCITS Funds Plc is Rubrics Asset Management (Ireland) Limited (the "Investment Manager"). The Investment Manager is a private company registered in Ireland (reference number: 613956) and regulated by the Central Bank of Ireland in the conduct of financial services (reference number: C173854). Details about the extent of its authorisation and regulation is available on request. Rubrics Asset Management (UK) Limited is an appointed representative of Laven Advisors LLP, which is authorised and regulated by the Financial Conduct Authority of the United Kingdom (Reference number: 447282). Laven Advisors LLP is not authorised to promote products to retail clients, all communications originating from either Laven Advisors LLP or Rubrics Asset Management (UK) Limited is therefore intended for professionals and eligible counterparties only. Data Source: © 2024 Morningstar. All Rights Reserved. The information contained herein: (1) is proprietary to Morningstar and/or its content providers; (2) may not be copied or distributed; and (3) is not warranted to be accurate, complete or timely. Neither Morningstar nor its content providers are responsible for any damages or losses arising from any use of this information. www.morningstar.co.uk. For South African investors: In the Republic of South Africa this fund is registered with the Financial Sector Conduct Authority and may be distributed to members of the public. In addition to the other information and warnings in this document, the Financial Sector Conduct Authority of South Africa requires us to tell South African recipients of this document that collective investment schemes are generally medium to long-term investments, collective investment schemes are traded at ruling prices and can engage in borrowing and scrip lending and that a schedule of fees and charges and maximum commissions is available on request from the manager. Because foreign securities are included in the investments within this collective investment scheme, we are also required to disclose to you that there may be additional risks that arise because of events in different jurisdictions: these may include, but are not limited to potential constraints on liquidity and the repatriation of funds; macroeconomic risks; political risks; foreign exchange risks; tax risks; settlement risks and potential limitations on the availability of market information. Additional Information for Switzerland: The prospectus and the Key Investor Information Documents for Switzerland, the articles of association, the annual and semi-annual report in French, and further information can be obtained free of charge from the representative in Switzerland: The representative in Switzerland is REYL & Cie Ltd, Rue du Rhône 4, 1204 Geneva. The prospectus, the Key Information Document, the articles of association as well as the annual and semi-annual reports may be obtained free of charge from the representative. Current share prices are available on www.fundinfo.com. The paying agent in Switzerland is Banque Cantonale De Geneve, Quai de l'Île 17, 1204 Geneva. The last share prices can be found on www.fundinfo.com. For the shares of the Funds distributed to non-qualified investors in and from Switzerland and for the shares of the Funds distributed to qualified investors in Switzerland, the place of performance is Geneva. MSCI ESG Research LLC's ("MSCI ESG") Fund Metrics and Ratings (the "Information") provide environmental, social and governance data with respect to underlying securities within more than 31,000 multi-asset class Mutual Funds and ETFs globally. MSCI ESG is a Registered Investment Adviser under the Investment Advisers Act of 1940. MSCI ESG materials have not been submitted to, nor received approval from, the US SEC or any other regulatory body. None of the Information constitutes an offer to buy or sell, or a promotion or recommendation of, any security, financial instrument or product or trading strategy, nor should it be taken as an indication or guarantee of any future performance, analysis, forecast or prediction. None of the Information can be used to determine which securities to buy or sell or when to buy or sell them. The Information is provided "as is" and the user of the Information assumes the entire risk of any use it may make or permit to be made of the Information. The Management Company reserves the right to terminate the arrangements made for the marketing of this product in any EEA jurisdiction in accordance with the UCITS Directive.