

Rubrics Global Credit UCITS Fund (Class E EUR)

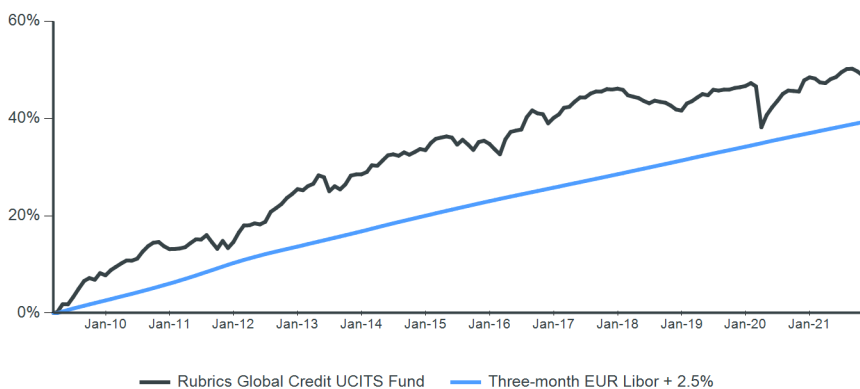
Objective

The Rubrics Global Credit UCITS Fund (the "Fund") invests in a diversified, global portfolio of high-quality credits. The Fund pursues a total return, non-benchmarked strategy with a strong capital preservation emphasis. We maintain a low-duration portfolio bias, usually around three years. Our target return is equal to cash plus 2.5% over the medium term.

Performance

Past performance is no guarantee of future returns. Source: Rubrics Asset Management and Bloomberg. All performance is calculated on a NAV-to-NAV basis and is as at the last business day of the month.

Cumulative performance since (09 March 2009)



Monthly performance since 2018

	J	F	M	A	M	J	J	A	S	O	N	D	Year	Primary Index
2018	-0.17	-0.76	-0.21	-0.18	-0.44	-0.31	0.37	-0.17	-0.12	-0.42	-0.56	-0.16	-3.09	2.20
2019	1.04	0.31	0.54	0.48	-0.17	0.78	-0.11	0.14	0.00	0.23	0.10	0.17	3.57	2.16
2020	0.40	-0.46	-5.75	1.83	1.13	0.91	1.02	0.47	-0.07	-0.08	1.59	0.41	1.21	2.09
2021	-0.17	-0.53	-0.10	0.56	0.29	0.65	0.45	0.05	-0.37	-0.58			0.24	1.64

Net performance

	1 month	3 months	6 months	1 year	3 years*	5 years*	10 years*	Since launch*
Fund	-0.58%	-0.90%	0.49%	2.25%	1.42%	1.10%	2.62%	3.19%
Primary Index	0.16%	0.49%	0.98%	1.98%	2.09%	2.13%	2.42%	2.65%

* Annualised returns are period returns re-scaled to a period of 1 year

Rolling 12-month performance to most recent quarter end (30 September 2021)

	Q3 2020 - Q3 2021	Q3 2019 - Q3 2020	Q3 2018 - Q3 2019	Q3 2017 - Q3 2018	Q3 2016 - Q3 2017
Fund	2.77%	-0.20%	1.88%	-1.58%	3.18%
Primary Index	1.98%	2.12%	2.18%	2.20%	2.20%

Risk factors you should consider before investing

The value of investments and any income derived are subject to market and exchange rate movements and may fall as well as rise. Investors may not get back the full amount invested. Investing in investment funds is subject to market risks. Past performance results are no indication of future results. Past performance results over periods of less than twelve months are an especially unreliable indicator for future returns due to the short comparison period. Any subscription fees charged by intermediaries are not included in the performance figures. All figures and information are given without any warranty and errors are reserved. Details of the fees and expenses payable to the Fund's services providers and advisors are set out in the relevant supplements to the Fund prospectus.

** Minimum investments and fees may vary according to currency and share class

Fund facts

Entity name	Rubrics Global UCITS Funds PLC
Inception date	09 March 2009
Index	Three-month EUR Libor + 2.5%
Minimum investment (EUR)	500
Subscription	Daily
Redemption	Daily
Other available currencies	CHF, GBP, USD

Key data †

Fund assets (USD)	\$514 million
NAV (EUR)	14.8812
Total return since inception	48.81%
Annualised return since inception	3.19%
Annualised standard deviation	1.86%
Number of securities	287
Average coupon	4.87%
Average duration (years)	3.29
Average yield to maturity	2.84%
Average portfolio credit rating	BBB
Portfolio ESG rating (MSCI)	AA

Fees**

Management fee	1.25%
Performance fee	None

Fund codes

ISIN	IE00BCRY5Q93
SEDOL	BCRY5Q9
Bloomberg	RUBRGCE

** Minimum investments and fees may vary according to currency and share class

† The values stated are calculated based on the fund inception date as of 09/03/2009

Rubrics Global Credit UCITS Fund (Class E EUR)

Fund commentary

The Rubrics Global Credit UCITS Fund (EUR Class E) returned -0.58% in October, bringing 2021 performance to +0.24%.

The period was characterised by material amounts of intra-month rates curve volatility as government bond markets' struggle to ascertain the likely speed of respective Central Bank interest rate policy in the face of strong economic growth and heightened inflationary pressures. The impact of government bond yield volatility was most strongly felt in the Fund's holdings of Australian dollar corporate bonds - which make up 10% of the portfolio. In this segment, 3-year Aussie government bonds increased markedly over the month by 70 bps to around 1.00%, with the 5-year Aussie risk free rate increasing by 60 bps to 1.35% plus levels. Given the higher yields on offer due to the cheapening in rates, the fund was able to add to investment grade positions at more attractive levels than has been the case for most of the year. Investments were made in a number of issuers including General Motors, ING, Lloyds, Legal & General, EDF, Scentre Group, Aercap, Berkeley Group, Pershing Square and Republic of Colombia.

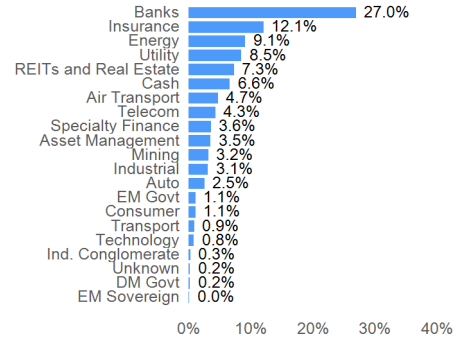
Market commentary

October saw a repricing in fixed income markets as bond curves flattened across the globe. Inflation has remained persistent and the notion of a short period of transitory inflation post-pandemic is losing favour. In its place, the market is now expecting central banks to react to inflation by tightening policy. This was reflected in market pricing of rate hikes in various jurisdictions. The July 2022 Federal Reserve meeting had 6bp of hikes priced at the end of September - this rose to 26bp at the end of October. The Bank of England had a full hike priced for early November at one point during the month and even the ECB had hikes priced into the curve in 2022. The lack of any firm pushback from Christine Lagarde against market pricing at the October ECB meeting has left short end traders with hikes priced into the EUR curve. The Bank of Canada ended its purchase program and moved forward its timing for potential rate hikes. In Australia the market priced in the ending of the RBA's yield target for the Apr 2024 bond and brought forward rate hike pricing which saw significant repricing in the short end of market. As front end yields rose, the long end of the bond market was supported as markets began to price a policy error, where central banks hike rates into supply side driven inflation, which causes a slowdown and lowers long end yields. Curves flattened across the board, with significant moves seen in 5s30s and 2s10s curves. Behind this reassessment from investors and policymakers alike of the future of monetary policy are inflation readings that continue to come in at elevated levels. US CPI printed at 5.4% and Eurozone CPI printed at 4.1% - in both cases levels that cannot be ignored for very long. Inflation markets saw an increase in inflation expectations, breaking out to multi-year highs in many cases. This in turn kept real yields low which has supported risk assets - equities made new highs in many markets during October. US 10y yields were 6bp higher at 1.55% and German 10y bunds were 9bp higher at -0.11%. Equities bounced strongly after a couple of down months as the S&P 500 rose by 6.9% and the German DAX rose by 2.8%. Oil continued to rise, gaining 10.8% and commodities in general were also higher. The USD as measured by the DXY was little changed on the month, although it did vary from strength to weakness and back again. The Federal Reserve meeting in early November is expected to see an announcement of tapering, and the market will be watching for clues from Powell as to the timing of rate hikes once tapering is completed. Employment and inflation data remain the key focus for bond markets.

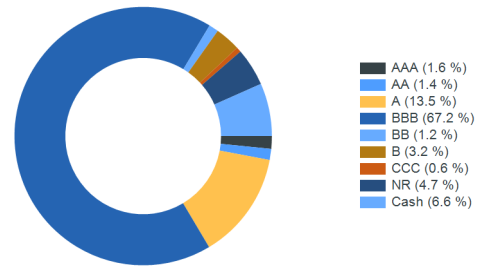
Top five securities

Issue	ISIN	Weight	Next Call Date
TOTAL SA EURO 3.875	XS1413581205	4.8%	18/05/2022
ELECTRICITE DE FRANCE SA EURO 5.250	USF2893TAF33	3.5%	29/01/2023
BARCLAYS PLC 5.875	XS1658012023	2.8%	15/09/2024
LLOYDS BANKING GROUP PLC 7.625	XS1043552188	2.5%	27/06/2023
ELECTRICITE DE FRANCE SA EURO 5.625	USF2893TAM83	2.2%	22/01/2024

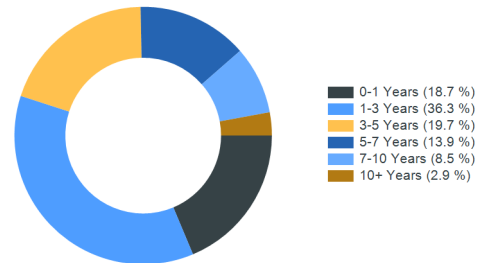
Sector allocation*



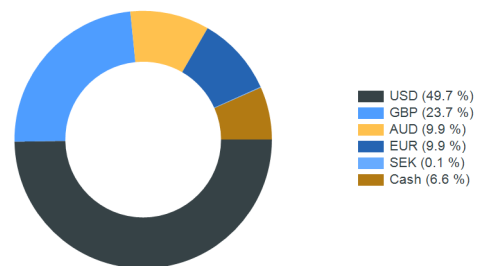
Ratings allocation*



Duration allocation*



Currency allocation*



*Totals may not equal 100% due to rounding

Rubrics Global Credit UCITS Fund (Class E EUR)

Important information

Rubrics Global UCITS Funds Plc is a variable capital umbrella investment company with segregated liability between sub-funds; incorporated with limited liability in Ireland under the Companies Acts 2014 with registration number 426263; and authorised by the Central Bank of Ireland pursuant to the European Communities (Undertakings for Collective Investment in Transferable Securities) Regulations 2011, as amended). This document is for information only and does not constitute an offer or solicitation to deal, whether directly or indirectly, in any particular fund. Nothing in this document should be taken as an expressed or implied indication, representation, warranty or guarantee of performance whether in respect of income or capital growth. No warranty or representation is given as to the accuracy or completeness of this document and no liability is accepted for any errors or omissions that the document may contain. The Key Investor Information Documents ("KIIDs") and prospectus (including supplements) for Rubrics Global UCITS Funds Plc are available at www.rubricsam.com. The management company of Rubrics Global UCITS Funds Plc is Carne Global Fund Managers (Ireland) Limited (the "Management Company"). The Management Company is a private limited company, incorporated in Ireland on 16 August, 2013 under registration number 377914. The investment manager of Rubrics Global UCITS Funds Plc is Rubrics Asset Management (Ireland) Limited (the "Investment Manager"). The Investment Manager is a private company registered in Ireland (reference number: 613956) and regulated by the Central Bank of Ireland in the conduct of financial services (reference number: C173854). Details about the extent of its authorisation and regulation is available on request. Rubrics Asset Management (UK) Limited is an appointed representative of Laven Advisors LLP, which is authorised and regulated by the Financial Conduct Authority of the United Kingdom (Reference number: 447282). Laven Advisors LLP is not authorised to promote products to retail clients, all communications originating from either Laven Advisors LLP or Rubrics Asset Management (UK) Limited is therefore intended for professionals and eligible counterparties only. Data Source: © 2016 Morningstar. All Rights Reserved. The information contained herein: (1) is proprietary to Morningstar and/or its content providers; (2) may not be copied or distributed; and (3) is not warranted to be accurate, complete or timely. Neither Morningstar nor its content providers are responsible for any damages or losses arising from any use of this information. www.morningstar.co.uk. For South African investors: In the Republic of South Africa this fund is registered with the Financial Sector Conduct Authority and may be distributed to members of the public. In addition to the other information and warnings in this document, the Financial Sector Conduct Authority of South Africa requires us to tell South African recipients of this document that collective investment schemes are generally medium to long-term investments, collective investment schemes are traded at ruling prices and can engage in borrowing and scrip lending and that a schedule of fees and charges and maximum commissions is available on request from the manager. Because foreign securities are included in the investments within this collective investment scheme, we are also required to disclose to you that there may be additional risks that arise because of events in different jurisdictions: these may include, but are not limited to potential constraints on liquidity and the repatriation of funds; macroeconomic risks; political risks; foreign exchange risks; tax risks; settlement risks and potential limitations on the availability of market information. Additional Information for Switzerland: The prospectus and the Key Investor Information Documents for Switzerland, the articles of association, the annual and semi-annual report in French, and further information can be obtained free of charge from the representative in Switzerland: Carnegie Fund Services S.A., 11, rue du Général-Dufour, CH-1204 Geneva, Switzerland, tel.: + 41 22 7051178, fax: + 41 22 7051179, web: www.carnegie-fund-services.ch. The Swiss paying agent is: Banque Cantonale de Genève, 17, quai de l'Île, CH-1204 Geneva. The last share prices can be found on www.fundinfo.com. For the shares of the Funds distributed to non-qualified investors in and from Switzerland and for the shares of the Funds distributed to qualified investors in Switzerland, the place of performance is Geneva. MSCI ESG Research LLC's ("MSCI ESG") Fund Metrics and Ratings (the "Information") provide environmental, social and governance data with respect to underlying securities within more than 31,000 multi-asset class Mutual Funds and ETFs globally. MSCI ESG is a Registered Investment Adviser under the Investment Advisers Act of 1940. MSCI ESG materials have not been submitted to, nor received approval from, the US SEC or any other regulatory body. None of the Information constitutes an offer to buy or sell, or a promotion or recommendation of, any security, financial instrument or product or trading strategy, nor should it be taken as an indication or guarantee of any future performance, analysis, forecast or prediction. None of the Information can be used to determine which securities to buy or sell or when to buy or sell them. The Information is provided "as is" and the user of the Information assumes the entire risk of any use it may make or permit to be made of the Information.