

# Rubrics Global Credit UCITS Fund (Class BC EUR)

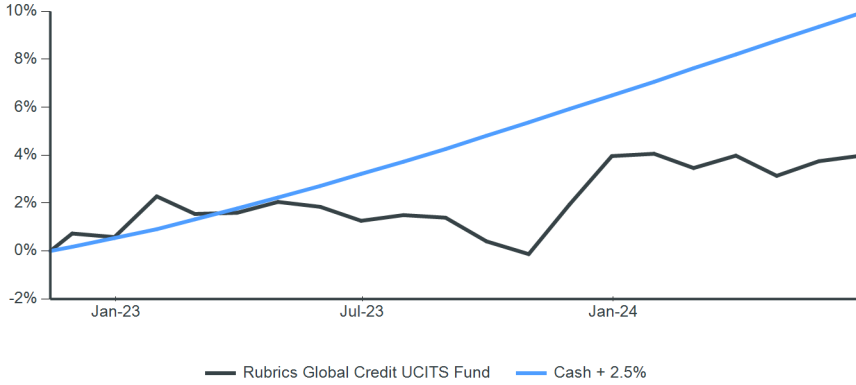
## Objective

The Rubrics Global Credit UCITS Fund (the "Fund") invests in a diversified, global portfolio of high-quality credits. The Fund pursues a total return, non-benchmarked strategy with a strong capital preservation emphasis. We maintain a low-duration portfolio bias, usually around three years. Our target return is equal to cash plus 2.5% over the medium term.

## Performance

Past performance is no guarantee of future returns. Source: Rubrics Asset Management and Bloomberg. All performance is calculated on a NAV-to-NAV basis and is as at the last business day of the month.

### Cumulative performance since (14 November 2022)



### Monthly performance since 2022

	J	F	M	A	M	J	J	A	S	O	N	D	Year	Primary Index
2022											0.73	-0.15	<b>0.58</b>	0.54
2023	1.69	-0.72	0.05	0.45	-0.20	-0.57	0.23	-0.11	-0.97	-0.53	2.08	1.98	<b>3.36</b>	5.92
2024	0.09	-0.57	0.50	-0.81	0.59	0.22							<b>0.01</b>	6.26

### Net performance

	1 month	3 months	6 months	1 year	3 years*	5 years*	10 years*	Since launch*
Fund					n/a	n/a	n/a	
Primary Index	n/a	n/a	n/a	n/a	n/a	n/a	n/a	

\* Annualised returns are period returns re-scaled to a period of 1 year

### Rolling 12-month performance to most recent quarter end ()

	1 month	3 months	6 months	1 year	3 years*	5 years*	10 years*	Since launch*
Fund		n/a	n/a	n/a	n/a	n/a	n/a	
Primary Index		n/a	n/a	n/a	n/a	n/a	n/a	

### Risk factors you should consider before investing

## Fund facts

Entity name	Rubrics Global UCITS Funds PLC
Inception date	14 November 2022
Index	Cash + 2.5%
Minimum investment (EUR)	500
Subscription	Daily
Redemption	Daily
Other available currencies	CHF, GBP, USD

## Key data †

Fund assets (USD)	\$204 million
NAV (EUR)	
Total return since inception	
Annualised return since inception	n/a
Annualised standard deviation	n/a
Number of securities	139
Average coupon	3.71%
Average duration (years)	2.25
Average yield to maturity	4.86%
Average portfolio credit rating	A
Portfolio ESG rating (MSCI)	A

## Fees\*\*

Management fee	0.50%
Performance fee	None

## Fund codes

ISIN	IE00BJRJF183
SEDOL	BJRJF18
Bloomberg	RUBRGBC

\*\* Minimum investments and fees may vary according to currency and share class

† The values stated are calculated based on the fund inception date as of 14/11/2022

# Rubrics Global Credit UCITS Fund (Class BC EUR)

## Fund commentary

Global trade uncertainty and the impact of President Trump's isolationist policies had a significant impact on financial markets in March. Though the 10yr US Treasury yield was unchanged on the month, this masked the true volatility, with 10yr Bund yields rising 33bps including its worst one-day move since German reunification. US equities experienced sharp corrections, with the Nasdaq 100 falling 7.7% for the month, marking its worst quarterly performance in nearly three years. Credit spreads continued to widen further off their record lows. The Fund generated a modest, positive return in March, capping an overall positive quarter.

Despite a modestly positive return for U.S. Treasuries in March, most fixed income sectors posted losses. European investment-grade credit underperformed its U.S. counterpart, while high-beta assets lagged lower-beta securities in a risk-off environment. Within the investment-grade space, both spread widening and duration effects drove underperformance, while carry provided only a modest offset. Market technicals were mixed throughout the month as heightened trade-related volatility forced as many as 10 issuers to delay corporate bond sales on several occasions. Nevertheless, total year-to-date U.S. investment-grade issuance reached \$531 billion, making it the third-largest quarter for net supply on record. The AT1 market remained a focal point in March, with Deutsche Bank opting not to redeem a \$1.25 billion AT1 issue due to foreign exchange losses. Despite this, the bond reset at a higher coupon and reached its highest price in three years. Subsequently, Deutsche Bank raised €10 billion in orders for a new AT1 bond, which priced at the tightest spread since 2021. The U.S. high-yield market continued to weaken amid the risk-off sentiment, with spreads widening to their highest levels since August of last year. The monthly excess return—the performance of the index relative to U.S. Treasuries—was the weakest since September 2022. Mirroring equity market trends, European HY outperformed U.S. HY, with European spreads trading through U.S. spreads for the first time since March 2022. Despite the broader weakness in high-yield, the market remained active, with nearly \$27 billion in supply—its busiest March since 2021. Issuers rushed to front-load deals ahead of potentially disruptive tariff announcements. Within the Fund corporate bond exposure and duration were reduced modestly. The Fund continues to take advantage of elevated yields in short front end corporate bonds with a view to adding risk at more attractive spread levels.

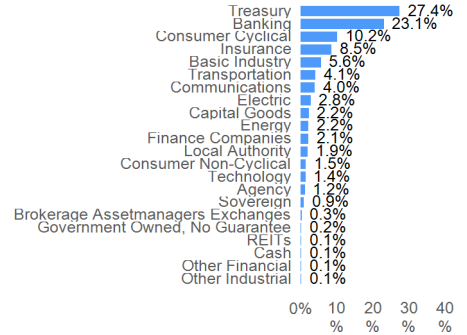
## Market commentary

The first quarter of 2025 was characterized by significant market volatility and uncertainty due to President Trump's policies, with March being particularly turbulent. Trade policy concerns negatively impacted consumer and business sentiment, leading to declines in equity markets. Key global central bank decisions and major political developments played a crucial role, with U.S. equities experiencing notable drawdowns, including the S&P 500's first 10% correction in nearly two years. Credit spreads widened, and government bond markets had mixed outcomes, with German Bunds selling off sharply and the U.S. Treasury curve steepening. Trade disruptions in January and February continued into March, with new tariffs on steel, aluminium, and autos announced, and previously delayed tariffs on Mexico, Canada, and China implemented. Market participants focused on President Trump's announcement of reciprocal tariffs on April 2nd. Amid economic uncertainty, the Federal Reserve held interest rates steady at its March FOMC meeting, lowered its 2025 GDP forecast, raised inflation projections, and announced a slower pace of balance sheet reduction due to fears of a debt ceiling standoff. A key theme was the contrast between soft and hard economic data in the U.S. Trade uncertainty dampened sentiment but had limited impact on key indicators. The University of Michigan Consumer Sentiment Index fell to its lowest level since 2022, yet job growth remained steady, with nonfarm payrolls increasing by 151,000 and the unemployment rate slightly rising to 4.1%. U.S. factory activity stagnated, with the ISM Manufacturing Index at 50.3, while price pressures persisted, with the ISM Prices Paid Index rising to 62.4. The services sector outperformed expectations, though inflationary pressures remained high. In Europe, defence spending increased due to the U.S. administration's stance, leading to significant sell-offs in German Bunds. The European Central Bank cut rates by 25bp to 2.5% amid slowing inflation. In the UK, the Chancellor's Spring Statement announced £8.4 billion in spending cuts, leading to a rally in Gilts. Global developments included elections in Australia and rate cuts by the Reserve Bank of Australia and the Bank of Canada. The Bank of Japan held its policy rate steady despite expectations of further hikes.

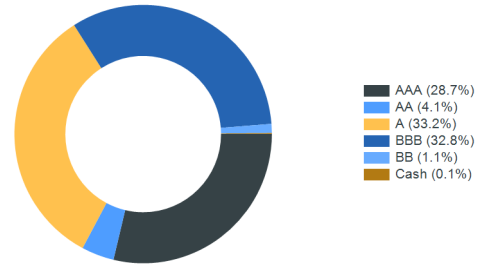
## Top five securities

Issue	ISIN	Weight	Next Call Date
T 4 01/31/29	US91282CJW29	11.1%	
OBL 2.1 04/12/29	DE000BU25026	7.8%	
DBR 2.2 02/15/34	DE000BU2Z023	5.9%	
RABOBK 4 3/8 08/04/25	US21684AAC09	2.4%	
SANUK 4 3/4 09/15/25	US80281LAA35	2.4%	

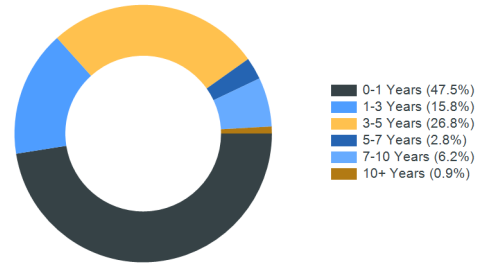
## Sector allocation\*



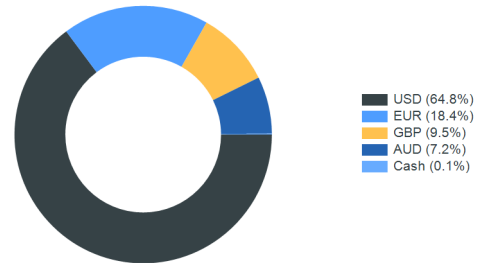
## Ratings allocation\*



## Duration allocation\*



## Currency allocation\*



\*Totals may not equal 100% due to rounding

# Rubrics Global Credit UCITS Fund (Class BC EUR)

## Important information

Rubrics Global UCITS Funds Plc is a variable capital umbrella investment company with segregated liability between sub-funds; incorporated with limited liability in Ireland under the Companies Acts 2014 with registration number 426263; and authorised by the Central Bank of Ireland pursuant to the European Communities (Undertakings for Collective Investment in Transferable Securities) Regulations 2011, as amended). This document is for information only and does not constitute an offer or solicitation to deal, whether directly or indirectly, in any particular fund. Nothing in this document should be taken as an expressed or implied indication, representation, warranty or guarantee of performance whether in respect of income or capital growth. No warranty or representation is given as to the accuracy or completeness of this document and no liability is accepted for any errors or omissions that the document may contain. The Key Information Documents ("KIDs") are available at <https://fondsfinder.universal-investment.com/en>. The prospectus (including supplements) for Rubrics Global UCITS Funds Plc are available at [www.rubricsam.com](http://www.rubricsam.com). The management company of Rubrics Global UCITS Funds Plc is Universal-Investment Ireland Fund Management Limited (the "Management Company"). The Management Company was incorporated in Ireland as a private limited company on 8 August 1994 with registered number 220548. The investment manager of Rubrics Global UCITS Funds Plc is Rubrics Asset Management (Ireland) Limited (the "Investment Manager"). The Investment Manager is a private company registered in Ireland (reference number:613956) and regulated by the Central Bank of Ireland in the conduct of financial services (reference number:C173854). Details about the extent of its authorisation and regulation is available on request. Rubrics Asset Management (UK) Limited is an appointed representative of Laven Advisors LLP, which is authorised and regulated by the Financial Conduct Authority of the United Kingdom (Reference number: 447282). Laven Advisors LLP is not authorised to promote products to retail clients, all communications originating from either Laven Advisors LLP or Rubrics Asset Management (UK) Limited is therefore intended for professionals and eligible counterparties only. Data Source: © 2024 Morningstar. All Rights Reserved. The information contained herein: (1) is proprietary to Morningstar and/or its content providers; (2) may not be copied or distributed; and (3) is not warranted to be accurate, complete or timely. Neither Morningstar nor its content providers are responsible for any damages or losses arising from any use of this information. [www.morningstar.co.uk](http://www.morningstar.co.uk). For South African investors: In the Republic of South Africa this fund is registered with the Financial Sector Conduct Authority and may be distributed to members of the public. In addition to the other information and warnings in this document, the Financial Sector Conduct Authority of South Africa requires us to tell South African recipients of this document that collective investment schemes are generally medium to long-term investments, collective investment schemes are traded at ruling prices and can engage in borrowing and scrip lending and that a schedule of fees and charges and maximum commissions is available on request from the manager. Because foreign securities are included in the investments within this collective investment scheme, we are also required to disclose to you that there may be additional risks that arise because of events in different jurisdictions: these may include, but are not limited to potential constraints on liquidity and the repatriation of funds; macroeconomic risks; political risks; foreign exchange risks; tax risks; settlement risks and potential limitations on the availability of market information. Additional Information for Switzerland: The prospectus and the Key Investor Information Documents for Switzerland, the articles of association, the annual and semi-annual report in French, and further information can be obtained free of charge from the representative in Switzerland: The representative in Switzerland is REYL & Cie Ltd, Rue du Rhône 4, 1204 Geneva. The prospectus, the Key Information Document, the articles of association as well as the annual and semi-annual reports may be obtained free of charge from the representative. Current share prices are available on [www.fundinfo.com](http://www.fundinfo.com). The paying agent in Switzerland is Banque Cantonale De Geneve, Quai de l'Île 17, 1204 Geneva. The last share prices can be found on [www.fundinfo.com](http://www.fundinfo.com). For the shares of the Funds distributed to non-qualified investors in and from Switzerland and for the shares of the Funds distributed to qualified investors in Switzerland, the place of performance is Geneva. MSCI ESG Research LLC's ("MSCI ESG") Fund Metrics and Ratings (the "Information") provide environmental, social and governance data with respect to underlying securities within more than 31,000 multi-asset class Mutual Funds and ETFs globally. MSCI ESG is a Registered Investment Adviser under the Investment Advisers Act of 1940. MSCI ESG materials have not been submitted to, nor received approval from, the US SEC or any other regulatory body. None of the Information constitutes an offer to buy or sell, or a promotion or recommendation of, any security, financial instrument or product or trading strategy, nor should it be taken as an indication or guarantee of any future performance, analysis, forecast or prediction. None of the Information can be used to determine which securities to buy or sell or when to buy or sell them. The Information is provided "as is" and the user of the Information assumes the entire risk of any use it may make or permit to be made of the Information. The Management Company reserves the right to terminate the arrangements made for the marketing of this product in any EEA jurisdiction in accordance with the UCITS Directive.