

Rubrics Emerging Markets Fixed Income UCITS Fund (EUR Class E)

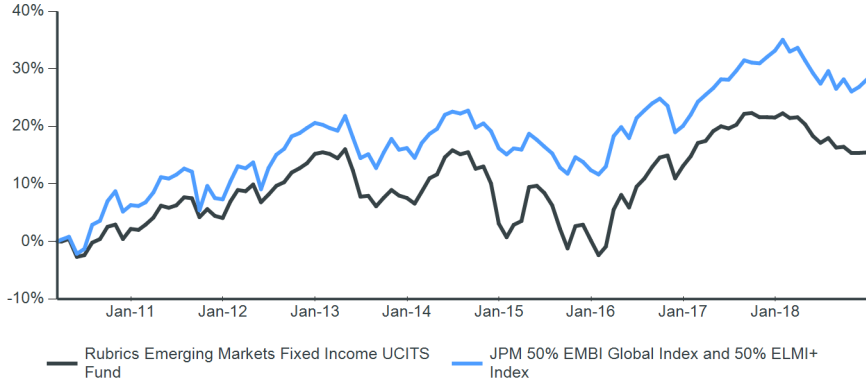
Objective

The Rubrics Emerging Markets Fixed Income UCITS Fund (the "Fund") aims to maximise risk-adjusted returns by investing in emerging markets government and corporate bonds. It is a total return, non-benchmarked fund with a strong capital preservation emphasis. The Fund's use of dynamic risk budgeting and active allocation processes to sub-asset classes in both local and hard currency emerging markets debt should allow the fund the flexibility to create alpha across different market conditions.

Performance

Past performance is no guarantee of future returns. Source: Rubrics Asset Management and Bloomberg. All performance is calculated on a NAV-to-NAV basis and is as at the last business day of the month.

Cumulative performance since launch (15 March 2010)



Monthly performance since 2015

	J	F	M	A	M	J	J	A	S	O	N	D	Year	Primary Index
2015	-2.28	2.13	0.65	5.71	0.19	-1.14	-1.98	-3.84	-3.33	3.92	0.24	-2.62	-2.78	-3.27
2016	-2.59	1.53	6.50	2.41	-2.02	3.43	1.30	1.81	1.45	0.31	-3.46	1.92	12.86	6.83
2017	1.51	2.01	0.31	1.45	0.70	-0.31	0.53	1.59	0.11	-0.60	0.00	-0.04	7.47	10.91
2018	0.60	-0.67	0.11	-1.01	-1.70	-0.99	0.71	-1.41	0.11	-0.93	0.02	0.07	-5.00	-3.77

Net performance

	1 month	3 months	6 months	1 year	3 years*	5 years*	Since launch*
Fund	0.07%	-0.84%	-1.43%	-5.00%	4.84%	1.43%	1.65%
Primary Index	1.01%	-0.03%	0.56%	-3.77%	4.47%	1.97%	2.86%

* Annualised returns are period returns re-scaled to a period of 1 year

Rolling 12-month performance to most recent quarter end (31 December 2018)

	Q4 2017 - Q4 2018	Q4 2016 - Q4 2017	Q4 2015 - Q4 2016	Q4 2014 - Q4 2015	Q4 2013 - Q4 2014
Fund	-5.00%	7.47%	12.86%	-2.78%	-4.17%
Primary Index	-3.77%	10.91%	6.83%	-3.27%	-0.03%

Risk factors you should consider before investing

The value of investments and any income derived are subject to market and exchange rate movements and may fall as well as rise. Investors may not get back the full amount invested. Investing in investment funds is subject to market risks. Past performance results are no indication of future results. Past performance results over periods of less than twelve months are an especially unreliable indicator for future returns due to the short comparison period. Any subscription fees charged by intermediaries are not included in the performance figures. All figures and information are given without any warranty and errors are reserved. Details of the fees and expenses payable to the Fund's services providers and advisors are set out in the relevant supplements to the Fund prospectus.

** Minimum investments and fees may vary according to currency and share class



Morningstar Ratings™ as at June 2018

Fund facts

Entity name	Rubrics Global UCITS Funds PLC
Inception date	15 March 2010
Index	JPM 50% EMBI Global Index and 50% ELM+ Index
Minimum investment (EUR)	500
Subscription	Daily
Redemption	Daily
Other available currencies	CHF, GBP, USD

Key data †

Fund assets (USD)	\$29 million
NAV (EUR)	115.4600
Total return since inception	15.46%
Annualised return since inception	1.65%
Annualised standard deviation	4.65%
Number of securities	51
Average coupon	3.51%
Average duration (years)	1.35
Average yield to maturity	4.43%
Average rating	B

Fees**

Management fee	1.25%
Performance fee	None

Fund codes

ISIN	IE00B3MC6Z15
SEDOL	B3MC6Z1
Bloomberg	RGEMFIE
CUSIP	GB107B 100

** Minimum investments and fees may vary according to currency and share class

† The values stated are calculated based on the fund inception date as of 15/03/2010

Rubrics Emerging Markets Fixed Income UCITS Fund (EUR Class E)

Fund commentary

The Rubrics Emerging Markets Fixed Income UCITS Fund (EUR Class E) returned +0.07% in December, bringing 2018 returns to -5.00%. Local emerging market fixed income continued its strong performance from November into December. Helped by a weaker US dollar, the longer duration JP Morgan GBI-EM index returned -1.96% whilst the short duration ELMF + delivered +1.68%. Once again, credit spread moves impacted the performance in hard currency and returns were less favourable. The JP Morgan EMBI + returned -0.42% whilst the CEMBI High Yield Index delivered -0.44%. In terms of contribution to Fund performance*, exposure to local currency denominated securities returned +0.24% whilst hard currency bonds returned +0.31%.

December was a month of mixed signals for EM, as a weaker USD and lower expectations for future US rate hikes and interest rates favoured EM but wider credit spreads and a general risk off sentiment reduced risk appetite. The continued volatility and weakness in oil was also a factor as WTI weakened further to \$45, down 11% on the month. Oil exporting nations were once again underperformers as importers such as Turkey benefited. Mexico benefited from optimism as its new president took the reins. Wider spreads in corporate credit puts pressure on EM hard currency bonds to move wider. The outlook for 2019 may see a lower trajectory for US interest rates than previously expected which implies a weaker USD. The Fund maintained its local currency exposure close to 40% throughout the month and benefited from this positioning. As hard currency spreads continue to widen the Fund is well positioned to take advantage of the opportunities that may arise in the EM space.

*Source: Bloomberg. Attribution gross of fees and in USD

Market commentary

Market volatility accelerated in December as the markets finally began to digest combination of poor economic data, geopolitical uncertainty, and, most of all, declining central bank liquidity. Presidents Trump and Xi met at the G20 summit and agreed to postpone further tariff increases and begin trade talks in January, while Theresa May also postponed the meaningful vote on Brexit. Geopolitics, however, was not the main driver as US monetary policy and the global economic outlook took centre stage. US economic data was weak with non-farm payrolls and PMI data missing expectations. Concerns over Chinese growth, fuelled by lower than expected industrial production and manufacturing PMI data, also weighed on sentiment. The fall in the oil price continued in December, reflecting lower demand expectations and OPEC's inability to adequately restrict supply. WTI futures prices fell 10% over the month. The US Federal Reserve hiked interest rates by 25bp as expected and reduced the expected path of interest rates to two hikes in 2019. The market is pricing for no hikes for 2019 as a slowdown in US growth is expected and inflation is unlikely to pick up materially given the move in oil prices. 10y US treasury yields moved lower by 30bp in December to 2.68%. In Europe, the Italian government managed to reach agreement with the European Commission over its budget deficit and bond spreads fell as a result. December capped a miserable year for investors as returns were negative across all major asset classes. US equities were down 5.6% for the year and European equities were 14.3% lower. The US government shutdown over funding for Trump's border wall does not bode well for sentiment to improve into 2019.

Top five issuers

United States of America	40.3%
Republic of India	4.1%
United Mexican States	3.8%
Zenith Bank PLC	3.7%
People's Republic of China	2.7%

Attribution analysis

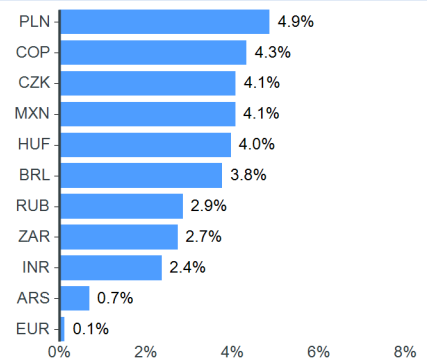
Classification	Weight ¹	VaR contribution ²	Attribution (bps) ³
Hard	73.5%	7.8%	31 bps
Local	15.5%	40.0%	24 bps

¹ Weight is as at the end of the month | ² Value at Risk | ³ Excludes fees and is based on Rubrics own internal calculation and is a guide to the sources of return within the Fund

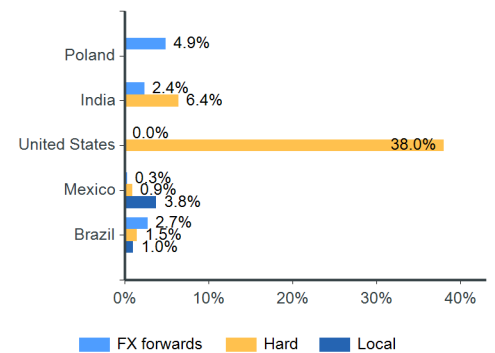
Important information

Rubrics Global UCITS Funds Plc is a variable capital umbrella investment company with segregated liability between sub-funds; incorporated with limited liability in Ireland under the Companies Acts 2014 with registration number 426263; and authorised by the Central Bank of Ireland pursuant to the European Communities (Undertakings for Collective Investment in Transferable Securities) Regulations 2011, as amended. This document is for information only and does not constitute an offer or solicitation to deal, whether directly or indirectly, in any particular fund. Nothing in this document should be taken as an expressed or implied indication, representation, warranty or guarantee of performance whether in respect of income or capital growth. No warranty or representation is given as to the accuracy or completeness of this document and no liability is accepted for any errors or omissions that the document may contain. The Key Investor Information Documents ("KIIDs") and prospectus (including supplements) for Rubrics Global UCITS Funds Plc are available at www.rubricsam.com. The fund manager of Rubrics Global UCITS Funds Plc is Came Global Fund Managers (Ireland) Limited (the "Fund Manager"). The Fund Manager is a private limited company, incorporated in Ireland on 16 August, 2013 under registration number 377914. Rubrics Asset Management Limited, located at 23rd Floor, 20 Fenchurch St, London, EC3M 3BY (Register number: 09492393) is an appointed representative of Shard Capital Partners LLP. Shard Capital Partners LLP is authorised and regulated by the Financial Conduct Authority (Reference number: 538762) and is located at 23rd Floor, 20 Fenchurch St, London, EC3M 3BY. Details can be found on the following link www.fca.gov.uk/register. Data Source: © 2016 Morningstar. All Rights Reserved. The information contained herein: (1) is proprietary to Morningstar and/or its content providers; (2) may not be copied or distributed; and (3) is not warranted to be accurate, complete or timely. Neither Morningstar nor its content providers are responsible for any damages or losses arising from any use of this information. www.morningstar.co.uk. For South African investors: In the Republic of South Africa this fund is registered with the Financial Sector Conduct Authority and may be distributed to members of the public. In addition to the other information and warnings in this document, the Financial Sector Conduct Authority of South Africa requires us to tell South African recipients of this document that collective investment schemes are generally medium to long-term investments, collective investment schemes are traded at ruling prices and can engage in borrowing and scrip lending and that a schedule of fees and charges and maximum commissions is available on request from the manager. Because foreign securities are included in the investments within this collective investment scheme, we are also required to disclose to you that there may be additional risks that arise because of events in different jurisdictions: these may include, but are not limited to potential constraints on liquidity and the repatriation of funds; macroeconomic risks; political risks; foreign exchange risks; tax risks; settlement risks and potential limitations on the availability of market information. Additional Information for Switzerland: The prospectus and the Key Investor Information Documents for Switzerland, the articles of association, the annual and semi-annual report in French, and further information can be obtained free of charge from the representative in Switzerland: Carnegie Fund Services S.A., 11, rue du Général-Dufour, CH-1204 Geneva, Switzerland, tel.: + 41 22 7051178, fax: + 41 22 7051179, web: www.carnegie-fund-services.ch. The Swiss paying agent is: Banque Cantonale de Genève, 17, quai de l'île, CH-1204 Geneva. The last share prices can be found on www.fundinfo.com. For the shares of the Funds distributed to non-qualified investors in and from Switzerland and for the shares of the Funds distributed to qualified investors in Switzerland, the place of performance is Geneva.

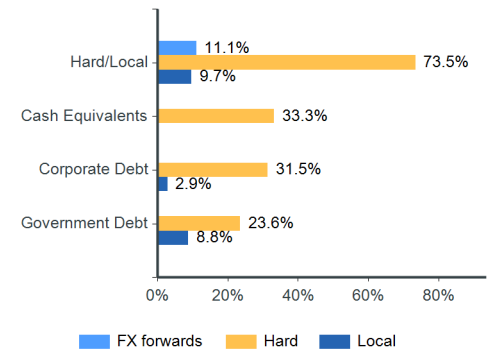
NON-US dollar FX exposure



Top five countries*



Hard/Local currency exposure*



*Totals may not equal 100% due to rounding